



## **E-Safety Newsletter January 2024**

Welcome back from your Christmas break. I hope you all had a safe and enjoyable Christmas.

The main theme for this month's newsletter is centred around keeping young people safe while using gaming consoles, especially considering the influx of new consoles during the holiday season.

In today's digital age, ensuring e-safety is paramount, and your focus on educating parents about responsible online behaviour, cyberbullying, and the potential risks associated with gaming consoles is highly commendable. The mention of parental controls for gaming consoles and tablets underscores the importance of parental involvement in customising settings to suit their child's age and maturity level.

The newsletter effectively addresses the unique challenges posed by tablet devices, emphasising the need for clear rules, parental control apps, and education on secure practices. The encouragement of open communication and the promotion of responsible device usage align with best practices for fostering a safe online environment.

I'm glad to see the commitment to regularly updating e-safety guidelines, as it reflects a proactive approach to staying ahead of evolving online threats.

We have included some helpful Guides from the National online safety. for the playstation 5, Nintendo switch and ipads.



# What Parents & Carers Need to Know about iPADS

Apple debuted the first iPad in 2010, kickstarting the tablet market, and it remains the best-selling tablet to this day. Although Apple doesn't offer a child-specific version, iPads are hugely popular with youngsters due to their ease of use and endless choice of apps. There's a selection of models, with different-sized screens and distinct features – including the standard iPad; the iPad Air; the iPad Pro; and the iPad mini. Thankfully, they all offer parental controls so you can regulate how your child uses the device ... and how long they spend on it.

## WHAT ARE THE RISKS?

### PHYSICAL DAMAGE

While some tablets (such as the Amazon Fire Kids editions) come with rugged shock-proof cases, iPads aren't built for rough and tumble. They're also more expensive than most other tablets, and any damage your child's iPad suffers could be costly to repair. Buying a child-friendly case and screen protector for the device could be a wise move, especially if it's being used by younger ones.

### SCREEN ADDICTION

Like most digital devices, tablets have the potential to become quite addictive. You might find your child spending too long staring at their iPad, which could lead to irritability, mood swings and a loss of interest in more important tasks. If this happens, be sure to visit the built-in screen time settings and ensure you limit how long they're able to spend on the device each day.

### INAPPROPRIATE CONTENT

18  
CENSORED

Even if it would never occur to your child to go searching online for age-inappropriate sites, apps or information, there's always a possibility that something unexpected – perhaps a video that auto-plays or content incorrectly suggested by an algorithm – could appear on their tablet and upset them. You can help prevent this by adjusting the content settings (see our 'top tips' section below).

### SIRI SUGGESTIONS

The parental controls built into iOS (the fundamental operating system of Apple devices) enable you to block access to most age-inappropriate content – but your child could potentially still bypass these restrictions (either accidentally or deliberately) by using Siri, Apple's voice-activated digital assistant. To avoid this, toggle the 'Ask Siri' functions to 'off' in the iPad's settings menu.

## Advice for Parents & Carers

### ENABLE FAMILY SHARING

Before letting little ones loose on an iPad, it's a good idea to set up Family Sharing, as this lets you utilise the parental controls to manage exactly how your child is able to use the device. You can do this fairly easily by going into the iPad's settings; once there, you'll be able to add an existing Apple account (if your child already has one) or set one up from scratch.

### APPLY SOME LIMITS

The 'Downtime' function allows you to tell the iPad to lock itself at certain periods (at mealtimes or before bed, for instance), while 'App Limits' removes access to certain apps once they've been used for a specified length of time each day. The iPad can display a reminder when these limits have nearly been reached, letting your child mentally prepare for the end of their gaming or viewing time.

### STOP ACCIDENTAL SPENDING

To empower your child with an increased sense of freedom on their device (without giving yourself something else to worry about in the process) you could enable the iPad's 'Ask to Buy' feature. Whenever your child tries to download or buy an app, game or product, the iPad sends you a request to approve (or deny!) it. This option only becomes available if you've set up Family Sharing.

### SET CONTENT AND PRIVACY RESTRICTIONS

The parental controls can stop the iPad from displaying explicit or age-inappropriate content (in apps like iTunes and Safari, for instance) when your child is signed into their account. You'll also be able to restrict the capacity to download and install apps, and you can specify permissions which prevent children from changing the iPad's privacy settings once you've selected them.

### TRACK IT DOWN

Just like the iPhone, Apple's iPads have 'Find My' software to help you locate your child's iPad – or indeed, any linked Apple devices that have gone AWOL, including phones, watches and AirPods. If you enable 'Find My' in the settings menu, it will display the last known location of an iPad that's been misplaced, as well as giving you the option to lock a missing iPad that you suspect has been stolen.

## Meet Our Expert

Carly Page is an experienced technology journalist with a track record of more than 10 years in the industry. Previously the editor of tech tabloid *The Inquirer*, Carly is now a freelance technology journalist, editor and consultant.



**NOS**  
National Online Safety®  
#WakeUpWednesday





The Switch is a hybrid console released by popular video game company Nintendo in 2017. It's classed as a hybrid because it's designed to be played both at home on a television, like traditional consoles (think a PlayStation or an Xbox) or out and about like a portable console, such as a GameBoy. It uses two detachable and wireless 'Joy-Con' controllers on either side of the console's screen, which can be used by one or two players. The Switch can be played on the internet with the purchase of Nintendo Switch Online, in the living room together or on the go during long journeys, but bear in mind it needs to be charged just like anything else!



What parents need to know about




# NINTENDO SWITCH



### NINTENDO SWITCH ONLINE

Nintendo Switch Online is a paid service that allows the console to be played (you guessed it) online, by linking to other Switch consoles around the world. It can be purchased through the Nintendo eShop for a single account on the device, or with a family membership plan which covers 2 accounts. The purchase options come in three tiers; 1 month, 3 months and 12 months but be aware these auto-renew unless you specify otherwise.




### ONLINE DANGERS

While online, your children will be able to play with and chat to people on compatible games, which will mostly be good-natured fun, but could potentially expose them to vulgar language, indecent images or worse. There are options to limit this though, which are detailed below. It's worth remembering that many games can be played offline, so while it's not essential to get Nintendo Switch Online, it is certainly something to consider.



### NINTENDO eSHOP

The Nintendo eShop is where games can be purchased over the internet and downloaded directly onto the device. If you choose to enter your bank details (or PayPal account) onto the Switch, you can save them for easy access later on. Do note however that these can be viewed by anybody with access to the console, unless you specify otherwise. A child might accidentally purchase a game or item from the shop if these details are left improperly protected, which could leave you with a nasty surprise.




### NINTENDO'S VIDEO GAME SELECTION

Nintendo as a company offers some of the most entertaining and safe video games on the market. Games featuring characters like Super Mario, Donkey Kong and Yoshi are always a safe bet for a child-friendly experience. It's always prudent to check each game before you buy it (especially if the game hasn't been made by Nintendo) but as a rule of thumb, anything official containing well-known names like these will be great for your children, giving you peace of mind while they enjoy them.



### PORTABLE GAMING

Being able to take the Switch anywhere is a huge bonus when travelling. What's more is that almost every game can be enjoyed without the need to 'dock' the console with a television. Battery life on the Switch varies depending on what it's being used for but typically it will last around 3 or 4 hours before needing to be recharged. When the time comes, any USB-C charger will be able to do the job, but it's best and quickest to return it to the dock, which requires a normal plug socket.




## Top Tips For Parents

### PARENTAL CONTROLS

Nintendo released a free downloadable app that can be used in tandem with the Switch called Nintendo Switch Parental Controls. Once you've got the app on your mobile device, it's a simple process to pair your two devices, giving you a suite of options to help make sure your child is having fun in a safe and structured environment curated by you.



### ONLINE RESTRICTIONS

Another major inclusion in the app is the ability to block your child from seeing anything to do with age restricted games. There's also an extremely helpful feature that restricts access to games that have free communication features between strangers on the internet. This includes things like private messages and unsolicited images. Should you be concerned that strangers might be using the games to talk to your child, a simple press of a button will disallow any access they might have.


### PLAY WITH YOUR CHILD

One of the wonderful things about the Switch is that there are an abundance of great games you and your child can enjoy together, and even with the whole family. Nintendo has a long history of making and supporting fun, family friendly games like Mario Kart and Mario Party, both of which can be played with two or more players using the Joy-Con controllers.



### NINTENDO ESHOP SETTINGS

In the Nintendo eShop you can set up a password to help stop your child or somebody else from accessing any sensitive information, such as bank account details. The options here include entering a password to access the eShop to begin with, when any saved credit card information access is attempted, or when PayPal is accessed. Choosing which areas are password protected helps ensure you're deciding what level of access is given on the device. For example, if you're happy to have your child browse the shop for games they might want, you can allow access to the eShop but introduce the password before a purchase is made ensuring no mishaps occur.



### LIMITING PLAY TIME

By linking the app with the Nintendo Switch, you can set time limits and reminders when you think enough time has been spent playing. It also lets you see if a game is still being played and gives you the option to automatically put the console into sleep mode if the message is ignored. This should only be used as a last resort though as it could cause some friction between you!

### SET PLAY TIMES

Another handy feature is the ability to set different playtimes for days of the week, allowing you to tailor play time around you and your child's schedules. This is great for setting boundaries and encouraging gaming as part of a healthy routine. It will also help your child organise with their friends when they can all be online.



### SEE PLAY HISTORY

The Nintendo Switch Parental Controls app can also send a report telling you how much time your child spends playing each game. This is a great way to spot their favourite or most played games and might be a nice way for you to find out more about a title before talking to your child about it. It could also help identify any possible issues around playtime before they arise.

### Meet our expert

Mark Foster has worked in the gaming industry for 5 years as a writer, editor and presenter. He is the current gaming editor of two of the biggest gaming news sites in the world, UNILAD Gaming and GAMINGbible. Starting gaming from a young age with his siblings, he has a passion for understanding how games and tech work, but more importantly, how to make them safe and fun.



<https://www.nintendo.com/switch/system/>, <https://www.nintendo.co.uk/Support/Parents/Safety/Keeping-your-child-safe/How-does-Nintendo-keep-your-child-safe-888083.html>, <https://www.youtube.com/watch?v=PLdWHOW9zqc>, <https://www.nintendo.co.uk/Nintendo-Switch/Nintendo-Switch-Online/Nintendo-Switch-Online-1183143.html>



What parents & carers need to know about ...

# PLAYSTATION 5

The PlayStation 5 is the next-generation video game console from Sony. It offers improved graphics, sound and much quicker loading times. It also has a new controller with motion- and force-feedback features for a more immersive experience. Parents should note that there are two different versions available that support discs or digital downloads.

## Safely setting up your PlayStation 5

### PlayStation 5 Blu-ray

PlayStation 5 Blu-ray is the larger of the two consoles, although not by a lot. It enables you to play games on disc or by digital download. Although all new games are available digitally, the disc drive is still useful to watch movies from discs as well as play most existing PlayStation 4 games you own. It also enables you to purchase second-hand games on a disc, which is often much cheaper.

### Family Settings

Both PlayStation 5 models offer important family controls that should be set up before your family starts using the system. Although this can take a little time, it ensures that children have their own accounts and sets limits on spending, interactions and age ratings. If done correctly, children cannot circumvent these controls that require the parent's password to alter.

### Setting Limits on Play Time

You can specify how long, and at which times of day, the console can be used to play without needing a password. Talk to your children and agree how long is appropriate, then set this on their profile, so it's something they understand and accept. You can set different time limits on each of the users on the system.

### Managing Spending

You can set a limit on spending via Parental Controls. This means that any additional purchase requires your password. Another alternative is not to put credit card details into your account and instead add credit as they need it using the book token-like cards in-store or online. A nice feature on the PlayStation is setting an amount of pocket money to spend on games each month.

### Setting Age Ratings

You can set a limit that stops any older-rated games being played without a password being entered. This is not only a good way to ensure children are playing appropriate content but is a good chance to talk about the games they are playing.

### Set up Parent Accounts

Setting up a parents' account is important so you can manage the console for your family. After plugging your console in, connect to the internet and wait for updates to finish. Once updated, create a parent user account with an email address you regularly check and password specified.

### PlayStation 5 Digital

PlayStation 5 Digital is slightly smaller as it doesn't contain a Blu-ray drive. This means the console is cheaper but can only run games you download via an internet connection. Unlike the Xbox Series X and the cheaper Series S, the digital-only PlayStation 5 is just as powerful as its more expensive disc-and-download counterpart.

### Downloading the PlayStation App

The PlayStation 5 uses the same PlayStation app as the PlayStation 4. This is a super-easy way to tweak the user settings for your family without having to log on to the console. It's also a good way to keep track of what different people are enjoying on the system. The app can also be used as an easier way to log-on by scanning the QR code.

### Creating Guest Account Password

An important step during the PlayStation 5 set-up is specifying the default settings for guest accounts as well as a passcode for your own account. This ensures that all users need to access the system with their own account and related limits and settings.

### Managing Online Interactions

Another important area of the Parental Controls is specifying how and who your child can interact with online. Modern consoles enable players to share text, voice, images and video with each other. You can set whether they can do this, and also apply a password before they can add new friends.

### Game Subscriptions

In addition to buying individual games digitally or in-store, you can also subscribe to services that offer access to hundreds of games for a monthly fee. PlayStation Plus is needed to play games online with other people and offers a set of games you can immediately download for the new system. PlayStation Now enables you to stream (and download) a wider set of games.

## Types of Accounts

### Set up Child Accounts

Setting up child accounts are important to be able to limit play time, spending and apply age ratings automatically. Separate accounts for each child user can be set up. It's a good idea to specify a password for the guest account so children cannot access this also.

### Meet our expert

Andy Robertson is a freelance family technology expert who often works for the BBC. He runs the Family Gamer TV YouTube channel and contributes to a range of national media on the topic of video games and family.



National Online Safety®

#WakeUpWednesday