

29 October 2021

### HEADTEACHER INTRODUCTION

Hello,

It's been a busy first week back with lots going on. In assembly on Monday, we looked at the history of Halloween and today some of us are dressing up to celebrate this. School council has decided that the money raised from our Halloween dress up day will go to Cancer Research UK and we have learned a bit about what they do.

After school on Monday, the staff had a go at some 'Forest Adventure' challenges in our forest area so that they can use these ideas with their own classes. It was very muddy but lots of fun.

Students have let us know their talents and interests and we have used this to set up our new groups for curriculum choice time. Our whole school groups will start next Monday and this half term, the focus areas are:



*Drama*



*Sports*



*Animal Care*



*Cooking*



*Construction*



*Art*



*Computing/IT*

The focus of these sessions will be making great progress in the areas that we love and we can't wait to get started!

Have a great weekend,


Sarah

## PHOENIX

We've had an incredibly productive start to this term thanks to the students' dedication to our lessons. In our Science lessons, we've been learning about leaf structures and how vital they are to a tree's survival. We identified different types of leaves and made Autumn leaf art with hammers and material.






In our Life Skills lessons, we have started to learn how to sew. This was a real challenge as threading a needle was very difficult! However, once we got over this hurdle, the students created excellent art work. Harriet created a cushion for her dog to sleep on!



I was really proud of how well students engaged in cooking this week. Dylan wasn't keen on cooking a stir fry as he wasn't keen on the ingredients. However, he took the challenge to cook for the adults and created a delicious meal that the staff really enjoyed!

This term, we have begun accessing more traditional parts of the curriculum. Students have responded well to this and have enjoyed taking part in maths, literacy, geography and history lessons.



---

## DRAGONFLY

Hello Everyone,

The children have been looking forward to Halloween all week so it seemed only right to make Halloween Cupcakes in cooking this week. Mahwish brought in lots of fun things to decorate them with. We hope you all managed to try some. Or had they all spookily disappeared by the time the children got home?!



In Science, we have started a new unit all about Inheritance and how we get our physical characteristics from our parents. Joe told us that his mum doesn't have brown eyes, but his dad does. We learned about cells and chromosomes and will be finding out more about DNA over the next few weeks.



In English, we have been listening to the story of 'The Hodgeheg' by Dick King-Smith and describing familiar settings. Maverick can't wait to find out why it is called 'The Hodgeheg'. Hopefully, today we will find out.

In Art, we continued with the Halloween theme and made some great silhouette pictures using sponges and acrylic paints.



Later today we will be learning about the history of Halloween.

Have a great weekend everyone!


## POLAR

In Polar class, we have all been very excited in participating in several Halloween STEM activities this week. As part of our first activity, some of us predicted what would happen when adding lemon juice, bicarbonate of soda or cola to purple-coloured water (chopped red cabbage in warm water). After the experiment, we watched a short video that explains more on how red cabbage juice contains a chemical that is an indicator and changes colour when an acid or an alkali is present. We then became interested in experimenting with different ingredients and used lemon juice and baking soda to get a chemical reaction, as well as with mint and cola, which was fun.

Another Halloween STEM activity we carried out involved using our Maths skills to investigate our pumpkins. We worked collaboratively, finding out what equipment we needed to measure the height, weight and circumference of the pumpkins. We then predicted and compared the results with the class. We also completed a pumpkin multiplication puzzle independently. This involved lots of patience and concentration, and we were very proud of our finished work!

We were keen to use the Science room this week, so we ended the week by carrying out our last Halloween STEM activity by making our very own slithery, slippery slime. We watched a short clip and took part in a quiz. At the end of the lesson, we had learned the difference between the 3 states of matter; solid, liquid, gas and recognised that slime is an usual material and is between liquid and solid.

For our cooking session, we made spider rice krispies chocolate cakes and decorated their eyes and legs with strawberry laces and chocolate balls. We also really enjoyed being creative and designing halloween silhouette pictures by using halloween shapes and mixing primary paint colours on sponges to make new colours. Lastly, some of us had fun pulling pranks and scaring people in their Halloween costumes.



## EUROPA

The students in Europa have earned their second collaborative reward this week - Free Day! The students discussed their ideas for Free Day on Monday. On Tuesday, the students had choices available from the options they shared on Monday which included a treasure hunt, where the students had to read and solve riddles to find a prize, and some time to follow their own special interests which included time for coding and crafting.



The students have worked really hard to be a team this week. As staff, we have focused our lessons on social skills and interacting with each other in positive ways. The students have done so well with this! Steph, Caden and Jayden set up a football tournament where they used the more familiar red and yellow cards and a blue card to reward good sportsmanship. We spent some time on Tuesday researching how to become a young referee and discovered that it is a qualification we can do when we reach the age of 14, so we are going to continue working on our football skills and refereeing in school until we are old enough to look at the FA courses.



Continuing with our collaborative learning, Caleb and Lennon enjoyed spending some time together where they have been showing each other their strengths. Lennon has shared with Caleb how he uses pictures to draw from which is a skill Caleb is planning to use in his next comic strip. Caleb then showed Lennon some of the coding he has been doing which has helped Lennon feel more confident on the computer.



---

## ODYSSEY

Our new topics started this week which include Richard III and the battle of Bosworth Field in history and "A Christmas Carol" in English. Everyone has been working really hard this week and completed all of their tasks in English and maths.

In cooking on Monday, we made some spooky sausage rolls which were a great success. Connie has been practising her hairdressing and as you can see, she's already got some really good skills already.

Science with Jan on Monday was really exciting as Odyssey class had their first trip to the science room. They needed to follow the instructions to extract the DNA from strawberries. The results were brilliant and the students were really proud with what they had achieved.

Our PSHE topic this half term is diversity and we kicked off by talking about what it means to have a learning disability or autism.

Obviously, we have also been enjoying some spooky fun this week too, with lots of halloween crafts and games. We got creative with our pumpkin carving, spooky skeletons and haunted houses. Hope you like them too!



## VOYAGER

What a great first week back after half term! We've been so busy with lots of lessons and so much varied learning going on!

In English, we are starting a new topic on A Christmas Carol. We've begun by looking at Victorian England - industrial revolution, children's toys and classes (working, middle, upper). Lots of discussion about this and a great summary of A Christmas Carol from Luke who knows some of the story.

In our Zones of Regulation lesson this week, we looked at other's perspectives on scenarios and how faces might look →



In maths, we have been working on different methods to divide so that all students have good understanding so that it can be used in the more difficult upcoming topics.



We've started a new topic "Light" in science; Henry particularly enjoyed studying refraction with water in a glass.

PE on Tuesday was great because we were able to play cricket outside as the weather was kind to us!



In our Life Skills lessons, we are now focusing on Laundry and Home Care. We worked with Apollo to learn how to clean efficiently, dust, recycle into 8 different bins, how to use laundry products safely and step-by-step to wash pots!

In upcoming lessons, we are working on "sorting clothes to be washed", "pairing up socks", "hanging out washing" and "folding clothes". **If you have any spare clothes that you are able to donate to the school for these lessons, we would be very appreciative of it.**




## APOLLO

We have made so many halloween decorations and done a lot of focused craft work this week; Sol has been the absolute centre of this, making bats, carving pumpkins, and visiting the forest area to collect all sorts of different materials to create a stick man with a mini munchkin pumpkin for a head.



We have spent time carving pumpkins big and small and discussing the many sensory experiences around it; smell, the slimy flesh on the inside and the sound of scraping the insides too.



In Home Care, we have been looking at laundry products and we discovered that there are a lot of different ways of doing washing. We also looked at cleaning different surfaces and polishing too, so get the students involved in this at home, they were great at it.



We have been baking again, making halloween themed cakes and really focusing on the mixing of ingredients to ensure well-mixed batter, but also talking about how getting air into the mixture by beating it can help to make the final result light and fluffy.



## OTHER NEWS



#AskTheAwkward

<https://www.thinkuknow.co.uk/parents/ask-the-awkward/>

This week's topic is from ThinkUKnow, a great website that focuses on schools and parents supporting young people (particularly teenagers) with a lot of different topics that affect their lives.

This initiative is all about talking to your child, making it easier to do and strategies that you can use to make it easier to do for parents and young people too.

Technology, social media, relationships, sending and receiving images are some of the topics covered. It is definitely worth a look at if you haven't already.

There is a great starting point here: [Introduction](#), which gives the basic advice of where to start with topics of what some people find difficult conversations

Talk little. Talk often. Ask The Awkward.



If there are any specific topics that you would like advice about, please email [office@thefusionacademy.co.uk](mailto:office@thefusionacademy.co.uk) using the subject "eSafety".

# Support

## ★ PARENT SUPPORT WORKSHOPS



We are pleased to share that we are planning lots of Parent Support Workshops throughout the academic year looking at a variety of topics including eSafety, Speech & Language Support and also Occupational Therapy lead sessions.

Our first workshop will be on Thursday 25th November 3:45 - 5pm with the first topic area being PSHE, held by our school lead Katie. We will be covering what PSHE is and how we will teach it across our school, with the opportunity for Q&A's too.



We are hoping to be able to run the session face-to-face in school, with refreshments. Please let either Elyssa; [elyssacastleford@thefusionacademy.co.uk](mailto:elyssacastleford@thefusionacademy.co.uk) or the Office; [office@thefusionacademy.co.uk](mailto:office@thefusionacademy.co.uk) know if you would like to join us.

We look forward to seeing you on the 25th!

<https://openthinkingpartnership.co.uk/fusion-academy/>

[office@thefusionacademy.co.uk](mailto:office@thefusionacademy.co.uk)

Contact Number: 01455 243689